

Submittal Data Sheet

Features

- Meets NFPA 99 zone valve box guidelines
- Valves may be piped from left to right or right to left
- Valves include patented E Z Backfeed™ feature which allows backfeeding of zone without disturbing patients or occupying patient rooms for backfeeding
- All valves are dual gauge port full port ball valves
- 3 piece in-line repairable valves
- Adjustable packing with blow-out proof stem design
- Accommodate valve sizes from ½” to 2”
- Valves to have a working pressure of 600 psi (29 in/Hg vacuum)
- All valves cleaned for Oxygen service
- Plastic insulators to protect from galvanic corrosion
- Provided with 1 ½” diameter gauges
- Color coded labeling

Specification

All zone valves shall be Tri-Tech Medical E Z series and must be installed and tested in strict accordance with NFPA 99 standards and or any other local codes before use.

NFPA Health Care Facilities Handbook (1996 edition), section 4-3.1.1.4 states: “*Backfeeding* is a way of pressurizing a piped gas system through a station outlet and is opposite to the normal way of pressurizing a system. It is sometimes done when the supply source is interrupted or portions of the system need to be shutdown. *This is a very poor practice.* Station outlets were designed for flow in an *outward direction.*” With E Z Backfeed valves in a medical facility’s zone valve boxes this concern is eliminated.

Valves – The valves shall be dual gauge port, forged brass, ball-type, with Teflon (TFE) seats and seals. All valves shall be rated at a working pressure of 600 psi (29 in/Hg vacuum) and shall be operated by a lever-type handle, requiring only a quarter turn from a fully open position to a fully closed position. Valves shall incorporate an adjustable packing and a blow- out proof stem. Only full port valves having flow rates comparable to equivalent size of pipe shall be used. Valves shall be able to be piped from left to right or right to left. **Valve(s) shall include single or dual DISS gas specific backfeed port(s). Backfeed port(s) shall allow backfeeding of gas without interruption of gas service.**

All valves shall be provided with type K copper tubing extensions to facilitate installation. Valves shall be 3 piece in-line repairable type. Each valve assembly shall be supplied cleaned for oxygen service in accordance with current CGA standards. The valve tube ends shall be



Single port E Z Backfeed™ fitting with Gauge & DISS gas specific demand valve shown above



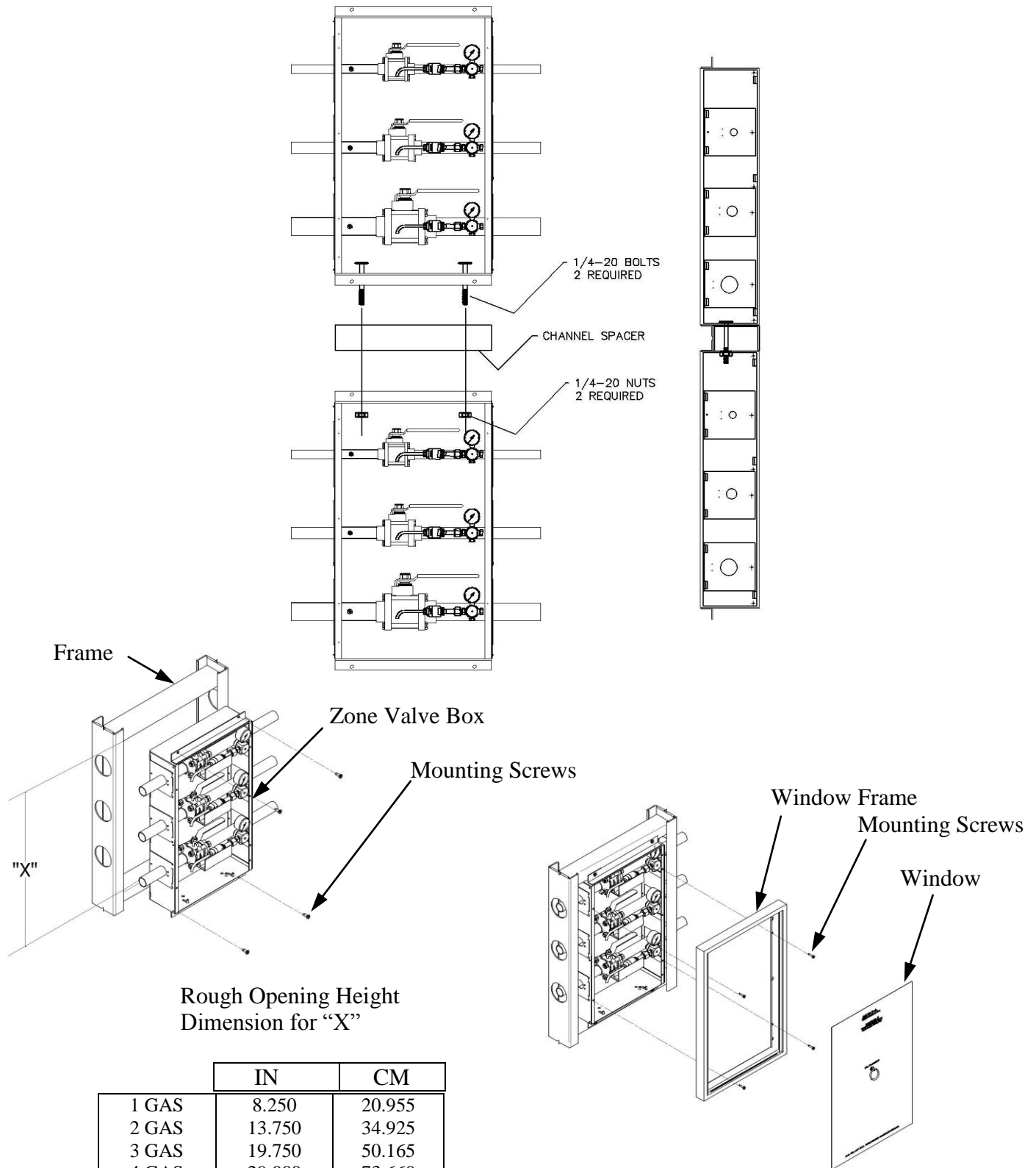
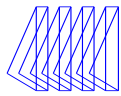
Shown above EZ42ASB2NSB3OSB4VSS 4 valve box with gauges ½” Medical Air, ½” N₂O, ¼” Oxygen, all with E Z Backfeed on the right side of valve and 1” Medical Vacuum

capped and sealed in a protective container to prevent contamination prior to installation.

Gauges shall be 1 ½” diameter for monitoring pressure and vacuum, and shall state: “USE NO OIL”. Dual scale gauges are not acceptable for U.S.A. installations.

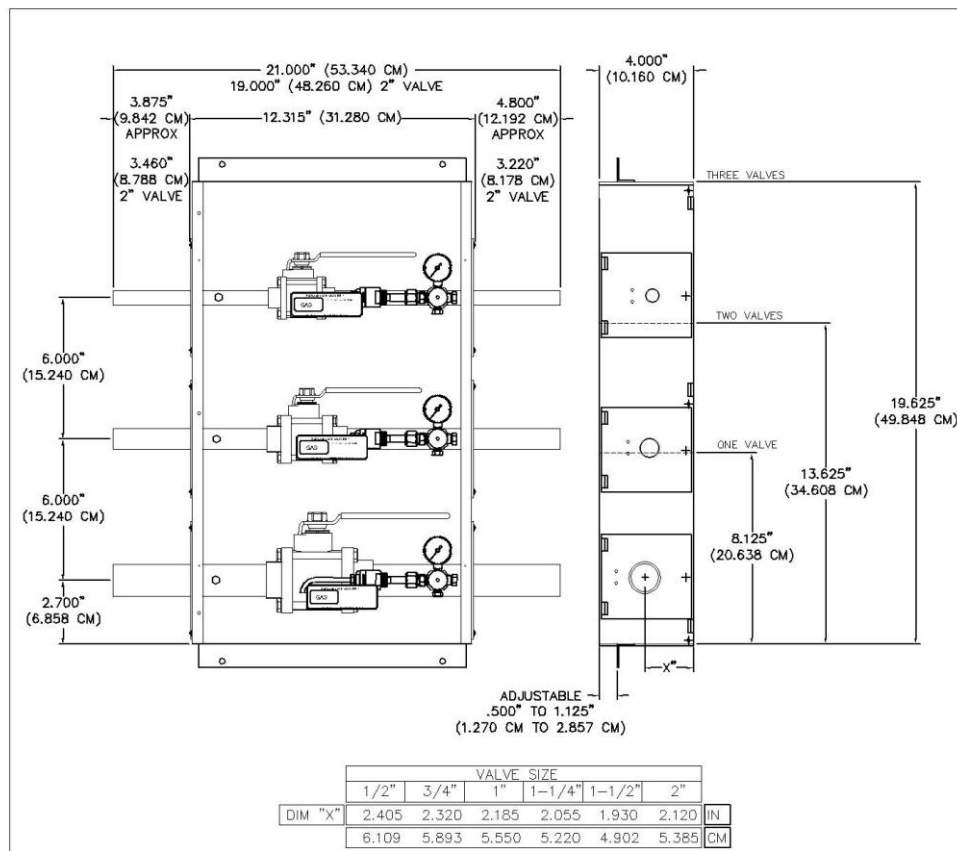
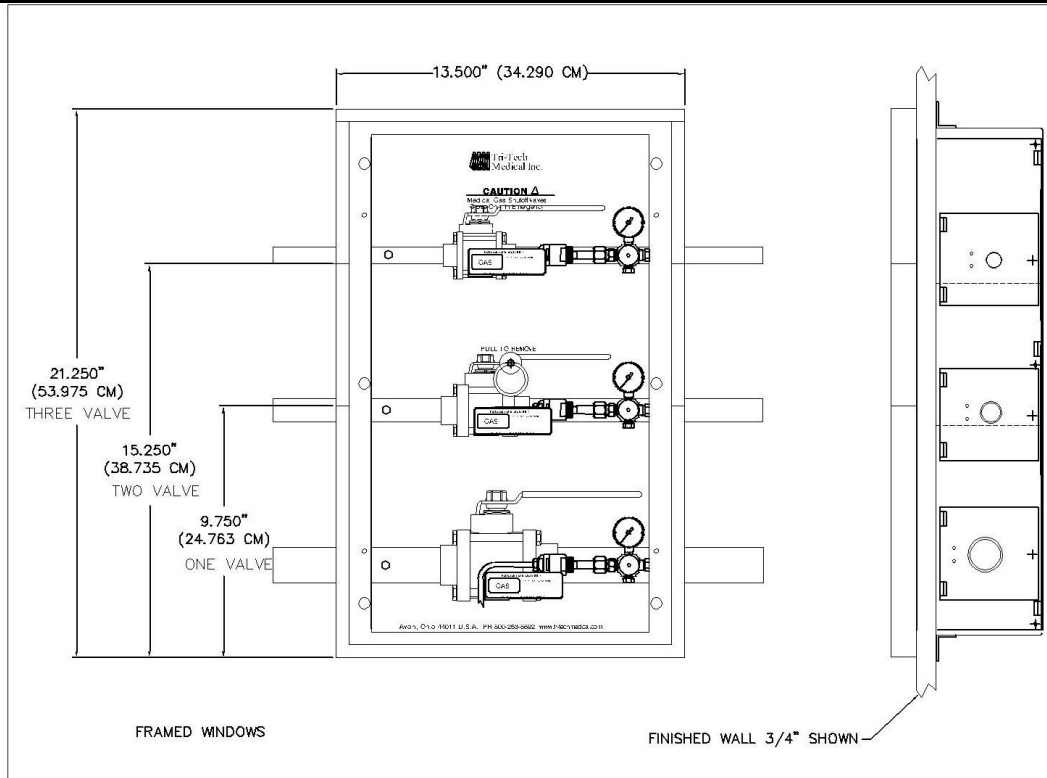
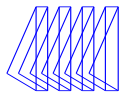
Box – The valve box shall be 18 gauge sheet steel construction painted to prevent rust. A single box shall house from one to four valves. Box shall be supplied with an adjustable ½” to 1 1/8” plaster flange for easy mounting.

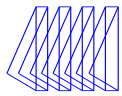
Window – Valve box assembly shall be supplied with a formed steel decorative frame painted white which encloses an easily removable flexible window. The window shall be a “smoked” translucent flexible plastic with a pull-out ring pre-mounted to the center of the window. The window shall not be replaceable while any valve is in a closed position. Window shall be silk screened with the following statement “CAUTION: MEDICAL GAS SHUTOFF VALVES. CLOSE ONLY IN EMERGENCY.”



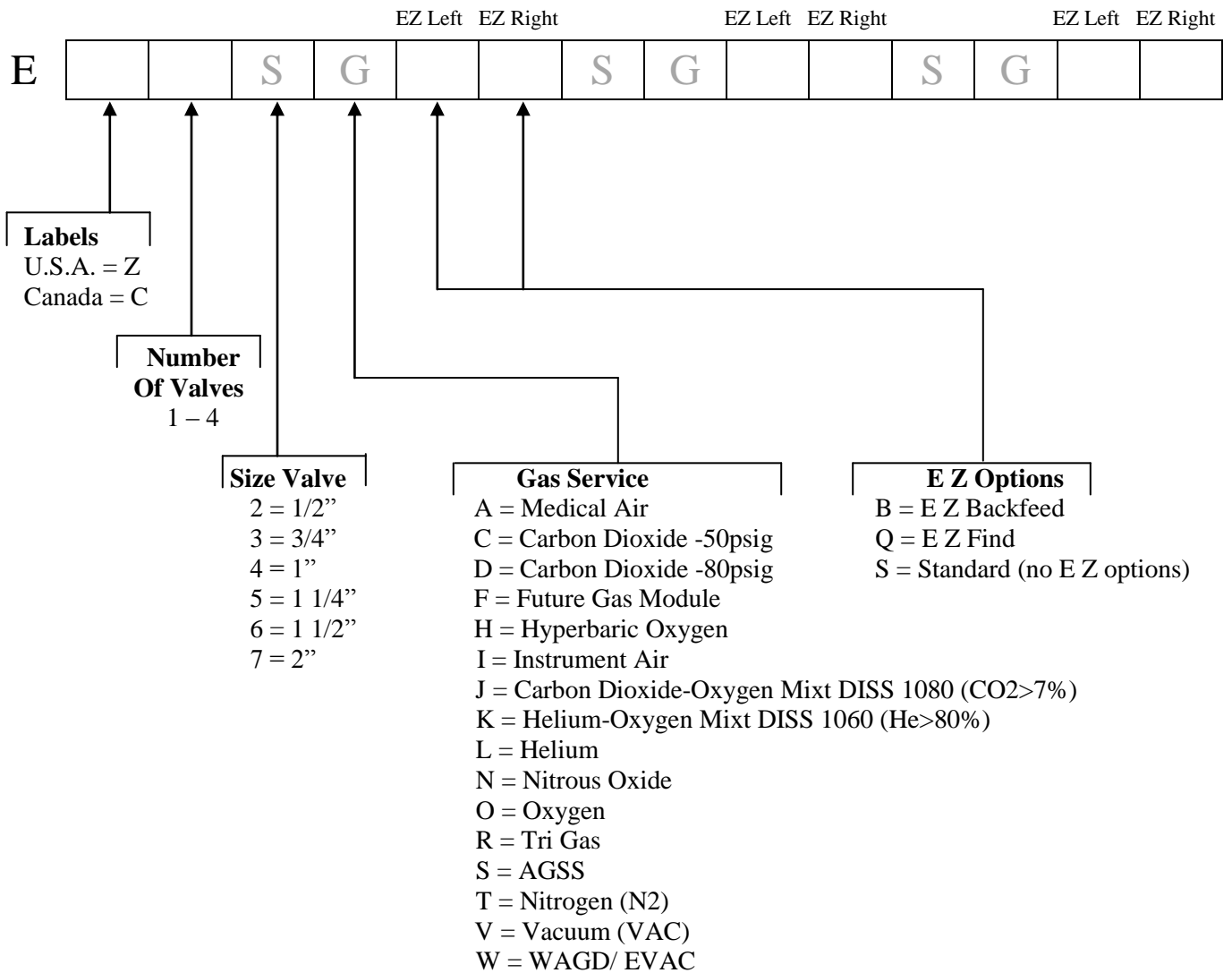
Rough Opening Height
Dimension for "X"

	IN	CM
1 GAS	8.250	20.955
2 GAS	13.750	34.925
3 GAS	19.750	50.165
4 GAS	29.000	73.660
5 GAS	35.000	88.900
6 GAS	41.000	104.14





**Part No.
Information**



**Part No.
Examples**

EZ33OSB3ASB5VSB = 3 gas valve box with E Z Backfeed™ feature and gauges on right side only of all 3 valves with 3/4" OXY, 3/4" AIR, 1 1/4" VAC valves with U.S. Labels

EZ22NSQ3OSQ = 2 gas valve box with E Z Find™ feature and gauges on right side of both valves with 1/2" N2O, 3/4" OXY valves with U.S. Labels